



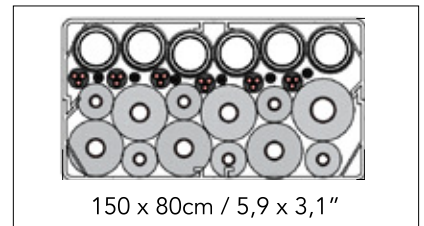
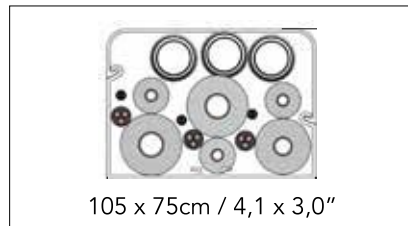
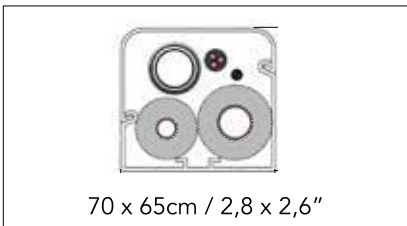

# ***SpeediDuct***®

- **Easy & Fast to install**
- **Protect the line sets and the unit**
- **Saves energy**
- **Extends the units life cycle**
- **Aesthetic Design**
- **Paintable**
- **UV-Resistant**



*SpeediDuct® covers it all from the unit to the wall*

## SpeediDuct® comes in 3 different sizes



Depending on installation configurations, ducts' contents may vary.


### Exterior lineset installation

without SpeediDuct®



### Exterior lineset installation with SpeediDuct®

Creates a professional appearance that protects and helps to maintain equipment efficiency.



## SpinFix helps 1 person quickly secure a lineset and drain hose in SpeediDuct® in 5 easy steps!



### Step 1

Fix the bottom parts of the fitting and the duct to the wall.



### Step 2

Place a cable tie in the SpinFix, insert and rotate the SpinFix onto the rail at the bottom of the SpeediDuct®.



### Step 3

Lay the lineset, drain hose and control cable inside the duct, strap the cable tie around them without damaging neither deforming them. Cut any excess of cable tie. Duct contents may vary according to installation configurations.



### Step 4

Cover with the top part of the SpeediDuct®.



### Step 5

Install the fitting top (cover) for a rigid assembly using the included stainless steel screws.



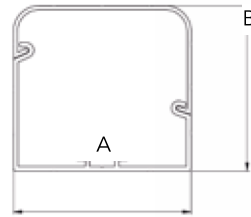
### Optional step\*

Paint SpeediDuct® to match the wall colour.

\* Please respect the recommendations of paint manufacturers for painting PVC, ASA, PE and PP plastics. We recommend painting in bright colours only.

## SpeediDuct®

902  
ivory



- Made of rigid, shockproof, UV-stabilized fire resistant PVC
- High-quality (usable from -20°C/-4°F to +60°C/140°F in a static position)
- Thanks to the unique rail guide, the SpinFix™ allows you to strap and keep the linesets in place
- Energy saver: linesets are protected against UV damage and climatic conditions. They are energy saving.

Model	SPDU.70	SPDU.105	SPDU.150
Part Code	0504.00001.0xx	0504.00101.0xx	0504.00201.0xx
A	70 mm / 3"	105 mm / 4"	150 mm / 6"
B	65 mm / 2,5"	75 mm / 3"	80 mm / 3,25"
L = Length	2 M / 6,5 feet	2 M / 6,5 feet	2 M / 6,5 feet
Colour	Pure white / Ivory	Pure white / Ivory	Pure white** / Ivory
Packing	6 pcs (=12M)	6 pcs (=12M)	5 pcs (=10M)
MOQ/OIM	480 M (=40 box)	300 M (=25 box)	250 M (=25 box)

## SpinFix



Model	SFIX1000	SpinFix + Cable Ties SFIXCT100
Part Code	0508.00008.000	0508.00008.023
MOQ/OIM/Packing	1000 pcs (Without Cable Tie)	10 sets (1set = 100x(SpinFix&CableTie).

Please respect the recommendations of paint manufacturers for painting PVC, ASA, PE and PP plastics. We recommend painting in bright colours only.

MOQ = Minimum Order Quantity - OIM = Order Increase Multiple

x = Replace any digit. For exact Part Code see Ordering info from pg 86.

\*\* For 150 mm/6" contact us for availability in Pure white.

## Flexy Kit

1 KIT / BOX

Protects your linesets from the condenser unit to the wall.  
Saving time when connecting 2 ducts is an art!

- 1x Flexible hose: length 1 m / 39.4"
- 2x Flex connector
- 1x Flex-end
- 1x Stainless steel clamp



CW903 pure white	CI902 ivory
---------------------	----------------

Model	SPDU.FLEX.70	SPDU.FLEX.105
Part Code	0504.00021.07x	0504.000121.07x
A	70 mm / 3"	105 mm / 4"
B	65 mm / 2,5"	75 mm / 3"
Colour	Pure white / Ivory	Pure white / Ivory
Packing/OIM	1 set	1 set
MOQ	6 sets	6 sets



Please respect the recommendations of paint manufacturers for painting PVC, ASA, PE and PP plastics. We recommend painting in bright colours only.  
MOQ = Minimum Order Quantity - OIM = Order Increase Multiple  
x = Replace any digit. For exact Part Code see Ordering info from pg 86.


## Wall Cover

For wall inlet or outlet



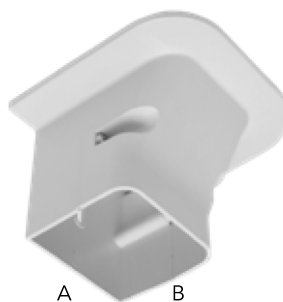
Model	SPDU.WC.70	SPDU.WC.105	SPDU.WC.150
Part Code	0504.00009.0xx	0504.00109.0xx	0504.00209.0xx
A	70 mm / 3"	105 mm / 4"	150 mm / 6"
B	65 mm / 2,5"	75 mm / 3"	80 mm / 3,25"
Colour	Pure white / Ivory	Pure white / Ivory	Pure white** / Ivory
Packing/OIM	10 pcs	10 pcs	10 pcs
MOQ	50 pcs	50 pcs	50 pcs

## Connection Piece



Model	SPDU.CP.70	SPDU.CP.105	SPDU.CP.150
Part Code	0504.00012.0xx	0504.00112.0xx	0504.00212.0xx
A	70 mm / 3"	105 mm / 4"	150 mm / 6"
B	65 mm / 2,5"	75 mm / 3"	80 mm / 3,25"
Colour	Pure white/Ivory	Pure white/Ivory	Pure white **/Ivory
Packing / OIM	10 pcs	10 pcs	10 pcs
MOQ	50 pcs	50 pcs	50 pcs

## Soffit Inlet



Model	SPDU.SI.70	SPDU.SI.105
Part Code	0504.00017.0xx	0504.00117.0xx
A	70 mm / 3"	105 mm / 4"
B	65 mm / 2,5"	75 mm / 3"
Colour	Pure white/Ivory	Pure white/Ivory
Packing / OIM	10 pcs	10 pcs
MOQ	50 pcs	50 pcs

Please respect the recommendations of paint manufacturers for painting PVC, ASA, PE and PP plastics. We recommend painting in bright colours only.

MOQ = Minimum Order Quantity - OIM = Order Increase Multiple

x = Replace any digit. For exact Part Code see Ordering info from pg 86.

\*\* For 150 mm/6" contact us for availability in Pure white.

## Flat Rosette

CW903 pure white	CI902 ivory
---------------------	----------------




Connecting an evaporator to SpeediDuct® is the easiest and most aesthetic solution available. Next to the soffit inlet fitting, the unique flat rosette enables the duct to be mounted flush with the wall while covering the hole for the linesets to pass through the ceiling.

Model	SPDU.FR.70	SPDU.FR.105	SPDU.FR.150
Part Code	0504.00007.0xx	0504.00107.0xx	0504.00207.0xx
A	70 mm / 3"	105 mm / 4"	150 mm / 6"
B	65 mm / 2,5"	75 mm / 3"	80 mm / 3,25"
Colour	Pure white/Ivory	Pure white/Ivory	Pure white **/Ivory
Packing / OIM	10 pcs	10 pcs	10 pcs
MOQ	50 pcs	50 pcs	50 pcs

## Adjustable Flat Bend

CW903 pure white	CI902 ivory
---------------------	----------------

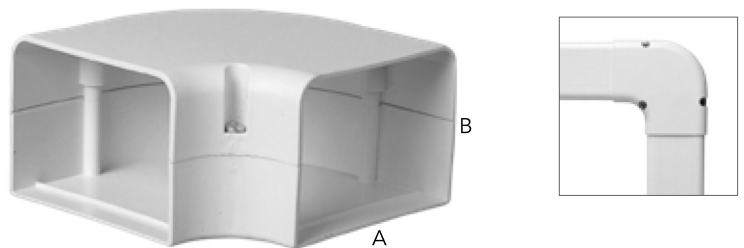


Adjustable between 90° and 135°  
Uneven wall surfaces or specific installation situations may require SpeediDuct® to be connected at various angles, the adjustable flat bend is the flexible solution for this problem

Model	SPDU.AFB.70	SPDU.AFB.105
Part Code	0504.00016.0xx	0504.00116.0xx
A	70 mm / 3"	105 mm / 4"
B	65 mm / 2,5"	75 mm / 3"
Colour	Pure white/Ivory	Pure white/Ivory
Packing / OIM	10 pcs	10 pcs
MOQ	50 pcs	50 pcs

## 90° Flat Bend

CW903 pure white	CI902 ivory
---------------------	----------------



Model	SPDU.FB.70	SPDU.FB.105	SPDU.FB.150
Part Code	0504.00005.0xx	0504.00105.0xx	0504.00205.0xx
A	70 mm / 3"	105 mm / 4"	150 mm / 6"
B	65 mm / 2,5"	75 mm / 3"	80 mm / 3,25"
Colour	Pure white/Ivory	Pure white/Ivory	Pure white **/Ivory
Packing / OIM	10 pcs	10 pcs	10 pcs
MOQ	50 pcs	50 pcs	50 pcs

Please respect the recommendations of paint manufacturers for painting PVC, ASA, PE and PP plastics. We recommend painting in bright colours only.  
MOQ = Minimum Order Quantity - OIM = Order Increase Multiple  
x = Replace any digit. For exact Part Code see Ordering info from pg 86.  
\*\* For 150 mm/6" contact us for availability in Pure white.

## 45° Flat Bend

902  
ivory



Model	SPDU.FB45.70	SPDU.FB45.105	SPDU.FB45.150
Part Code	0504.00004.0xx	0504.00104.0xx	0504.00204.0xx
A	70 mm / 3"	105 mm / 4"	150 mm / 6"
B	65 mm / 2,5"	75 mm / 3"	80 mm / 3,25"
Colour	Pure white/Ivory	Pure white/Ivory	Pure white **/Ivory
Packing / OIM	10 pcs	10 pcs	10 pcs
MOQ	50 pcs	50 pcs	50 pcs

Please respect the recommendations of paint manufacturers for painting PVC, ASA, PE and PP plastics. We recommend painting in bright colours only.

\*\* For 150mm/6" contact us for availability in Pure white

MOQ = Minimum Order Quantity

## 90° Outside Elbow Bend

CW903  
pure white

CI902  
ivory




To place around the outside corner

Model	SPDU.EIN.70	SPDU.EIN.105	SPDU.EIN.150
Part Code	0504.00003.0xx	0504.00103.0xx	0504.00203.0xx
A	70 mm / 3"	105 mm / 4"	150 mm / 6"
B	65 mm / 2,5"	75 mm / 3"	80 mm / 3,25"
Colour	Pure white/Ivory	Pure white/Ivory	Pure white **/Ivory
Packing / OIM	10 pcs	10 pcs	10 pcs
MOQ	50 pcs	50 pcs	50 pcs

## 90° Inside Elbow Bend

CW903  
pure white

CI902  
ivory



To place inside the internal corner

Model	SPDU.EB.70	SPDU.EB.105	SPDU.EB.150
Part Code	0504.00002.0xx	0504.00102.0xx	0504.00202.0xx
A	70 mm / 3"	105 mm / 4"	150 mm / 6"
B	65 mm / 2,5"	75 mm / 3"	80 mm / 3,25"
Colour	Pure white/Ivory	Pure white/Ivory	Pure white **/Ivory
Packing / OIM	10 pcs	10 pcs	10 pcs
MOQ	50 pcs	50 pcs	50 pcs

Please respect the recommendations of paint manufacturers for painting PVC, ASA, PE and PP plastics. We recommend painting in bright colours only.

MOQ = Minimum Order Quantity - OIM = Order Increase Multiple

x = Replace any digit. For exact Part Code see Ordering info from pg 86.

\*\* For 150 mm/6" contact us for availability in Pure white.

## 90° Long Flat Bend



Ideal when copper bending is tough and requires a wider radius. Avoids crushing the linesets.

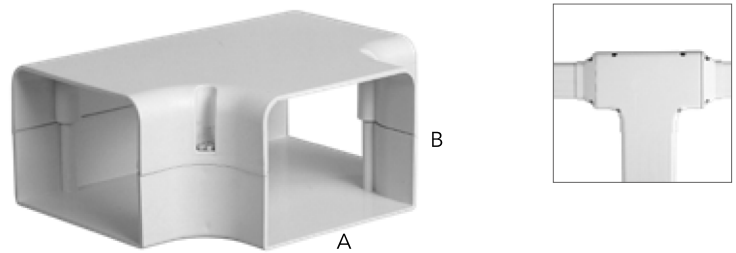
Model	SPDU.LFB.70	SPDU.LFB.105	SPDU.LFB.150
Part Code	0504.00008.0xx	0504.00108.0xx	0504.00208.0xx
A	70 mm / 3"	105 mm / 4"	150 mm / 6"
B	65 mm / 2,5"	75 mm / 3"	80 mm / 3,25"
Colour	Pure white/Ivory	Pure white/Ivory	Pure white **/Ivory
Packing / OIM	10 pcs	10 pcs	10 pcs
MOQ	50 pcs	50 pcs	50 pcs

Please respect the recommendations of paint manufacturers for painting PVC, ASA, PE and PP plastics. We recommend painting in bright colours only.

\*\* For 150mm/6" contact us for availability in Pure white

MOQ = Minimum Order Quantity

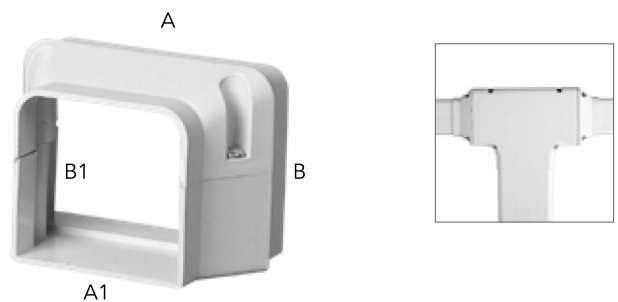
## T-Joint



For Multi-split Systems / Reducer joints are required to combine a duct of 70mm/3" with a duct of 105mm/4"  
To combine a duct of 105mm/4" with a duct of 150mm/6"

Model	SPDU.TJ.105	SPDU.TJ.150
Part Code	0504.00115.0xx	0504.00215.0xx
A	105 mm / 4"	150 mm / 6"
B	75 mm / 3"	80 mm / 3,25"
Colour	Pure white/Ivory	Pure white **/Ivory
Packing / OIM	10 pcs	10 pcs
MOQ	50 pcs	50 pcs

## Reducer Joint



To combine with a T-joint

Model	SPDU.RJ.105	SPDU.RJ.150
Part Code	0504.00011.0xx	0504.00111.0xx
A	105 mm / 4"	150 mm / 6"
B	75 mm / 3"	80 mm / 3,25"
A1	70 mm / 3"	105 mm / 4"
B1	65 mm / 2,5"	75 mm / 3"
Colour	Pure white/Ivory	Pure white **/Ivory
Packing / OIM	10 pcs	10 pcs
MOQ	50 pcs	50 pcs


Please respect the recommendations of paint manufacturers for painting PVC, ASA, PE and PP plastics. We recommend painting in bright colours only.

MOQ = Minimum Order Quantity - OIM = Order Increase Multiple

x = Replace any digit. For exact Part Code see Ordering info from pg 86.


\*\* For 150 mm/6" contact us for availability in Pure white.

## Duct Cap




Model	SPDU.DC.70	SPDU.DC.105	SPDU.DC.150
Part Code	0504.00013.0xx	0504.00113.0xx	0504.00213.0xx
A	70 mm / 3"	105 mm / 4"	150 mm / 6"
B	65 mm / 2,5"	75 mm / 3"	80 mm / 3,25"
Colour	Pure white/Ivory	Pure white/Ivory	Pure white **/Ivory
Packing / OIM	10 pcs	10 pcs	10 pcs
MOQ	50 pcs	50 pcs	50 pcs

## Duct End



Model	SPDU.DE.70	SPDU.DE.105	SPDU.DE.150
Part Code	0504.00014.0xx	0504.00114.0xx	0504.00214.0xx
A	70 mm / 3"	105 mm / 4"	150 mm / 6"
B	65 mm / 2,5"	75 mm / 3"	80 mm / 3,25"
A1	52 mm	52 mm	52 mm
B1	30 mm	30 mm	30 mm
Colour	Pure white/Ivory	Pure white/Ivory	Pure white **/Ivory
Packing / OIM	10 pcs	10 pcs	10 pcs
MOQ	50 pcs	50 pcs	50 pcs

## Wall Rosette



Model	SPDU.WR.70	SPDU.WR.105	SPDU.WR.150
Part Code	0504.00010.0xx	0504.00110.0xx	0504.00210.0xx
A	70 mm / 3"	105 mm / 4"	150 mm / 6"
B	65 mm / 2,5"	75 mm / 3"	80 mm / 3,25"
Colour	Pure white/Ivory	Pure white/Ivory	Pure white **/Ivory
Packing / OIM	10 pcs	10 pcs	10 pcs
MOQ	50 pcs	50 pcs	50 pcs

Please respect the recommendations of paint manufacturers for painting PVC, ASA, PE and PP plastics. We recommend painting in bright colours only.

MOQ = Minimum Order Quantity - OIM = Order Increase Multiple

x = Replace any digit. For exact Part Code see Ordering info from pg 86.

\*\* For 150 mm/6" contact us for availability in Pure white.